

Lara Vario Flex

Circular IP65 LED Bulkhead



Sporting many different looks, Lara is the ultimate choice for a range of indoor and outdoor settings

- FLEX Feature (Lumen switch): Decide on your lumen package per lumen switch directly on site for two sizes (250 mm and 300 mm)
- VARIO Feature (Colour temperature switch): 3000K (warm white), 3500K or 4000K (neutral white)
- Opal diffuser for homogeneous light effect and visual comfort
- Sealed to IP65 for protected exterior applications
- Robust construction up to IK10 impact resistance
- White body and bezel with optional black bezel or eyelid trim in black or white
- 2h emergency and sensor options
- Compatible with BESA Box



CCT switch
(3000K, 3500K
and 4000K)



Lumen switch
(2 sizes with
switchable
lumen pack-
ages)



50000h lifetime
before luminous
flux is reduced
to 80% of the
initial value



IP65:
Dust tight and
water resistant



Up to IK10
impact
resistance



Optional
sensor and 3h
emergency kit
available as
accessory

Ideal for ...



Circulation
corridors



Stairwells



Underpasses



Public entrance
areas

Light source information

- Flex (Lumen switch):
250mm 800lm 1000lm 1200lm
300mm 1200lm 1800lm 2200lm
- Vario: 3000K, 3500K & 4000K
- Efficiency up to 115 lm/W
- Lifetime 50,000 hours
(@L80, Ta 25°C)
- CRI80

Specification

- Class II electrical
- IP65
- IK10
- ENEC certified driver
- Ambient operating
temperature: -20 to +40°C
(E3: 0 to +25°C)

Installation/Mounting


- Suitable for wall or ceiling
mounting
- Quick and easy installation
- Suitable for BESA fixing

Material/Finish

Body & Diffuser:
UV Stabilized Polycarbonate




LARA LED 250 ∅ 250
LARA LED 300 ∅ 300



Facilitating life

A sensor to fulfill all your needs and requirements

Easy to program via dip switches directly on the sensor itself to suit various indoor and outdoor applications.

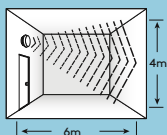
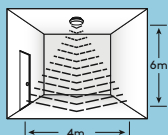


Controllability (default)

	Detection Area	100 % / 50 %
	Hold Time	5s (testing) / 5 min / 15 min / 30 min
	Standby level corridor function	10 %
	Standby period	0s / 5 min / 15 min / never off
	Daylight Sensor	OFF: MWS only
		5 on / 7,5 off lux: external pedestrian walkway
		100 on / 150 off lux: Internal Circulation Areas (corridors and stairs), Stockrooms and Storerooms
		200 on / 300 off lux: Internal Washrooms, Toilets and Cloakrooms
MODE	Mode	Microwave Sensor + Daylight/Photocell only

Sensor Range

at 100 % sensitivity



Ordering guide

Description	SAP Code
LARA VARIOFLEX 250 1200 BEZEL TRIM WH	96635288
LARA VARIOFLEX 300 2200 BEZEL TRIM WH	96635290
LARA VARIOFLEX 300 2200 MWS BEZELTRIM WH	96635291
LARA VARIOFLEX 250 1200 EM BEZEL TRIM WH	96635541
LARA VARIOFLEX 300 2200 EM BEZEL TRIM WH	96635543
LARA VARIOFLEX 250 1200MWS&EM BEZELTRIM WH	96635542
LARA VARIOFLEX 300 2200MWS&EM BEZELTRIM WH	96635544

Accessories

LARA/SARA BEZEL TRIM 250 BK	96635294
LARA/SARA EYELID TRIM 250 WH	96635295
LARA/SARA EYELID TRIM 250 BK	96635296
LARA/SARA BEZEL TRIM 300 BK	96635298
LARA/SARA EYELID TRIM 300 WH	96635299
LARA/SARA EYELID TRIM 300 BK	96635300

MWS: microwave presence sensor
BLK: black; WH: white

Portfolio overview

