

Leo Flex

High Power LED Floodlight



3D view

Extremely powerful and resilient, Leo Flex adds safety to dark areas

- Asymmetrical light distribution – ideal for building facades and area lighting
- 5 variants available
- FLEX Feature: Decide on your lumen package per size directly on site
- Integrated photocell for automatic light from dusk til dawn
- New with Corrosion Class C4 for reliable use in more environmentally challenging areas (distance to sea min. 5 km)
- Lightweight and slim design
- Tilted universal mounting bracket allows wall or ceiling mounting with the possibility of tilting upwards or downwards
- Breather membrane to prevent water ingress
- Pre-assembled with 3 m cable for flexible connection possibilities



Anthracite grey colour with lumen switch



5 variants with FLEX feature (Lumen switch)



Sealed to IP66 for exterior applications



Corrosion Class C4 – against salt and environmental impacts



IK08 rated impact resistance




50 000 hours lifetime before luminous flux is reduced to 80% of the initial value



Integral photocell

Ideal for ...



Building surrounds



Car parks



Footpaths



Loading bays

Specification

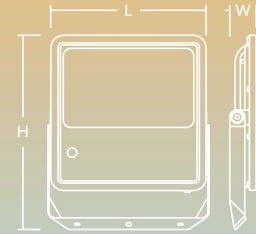
- Class I electrical
- IP66
- IK08
- Ambient operating temperature: -30 to +50°C

Material/Finish

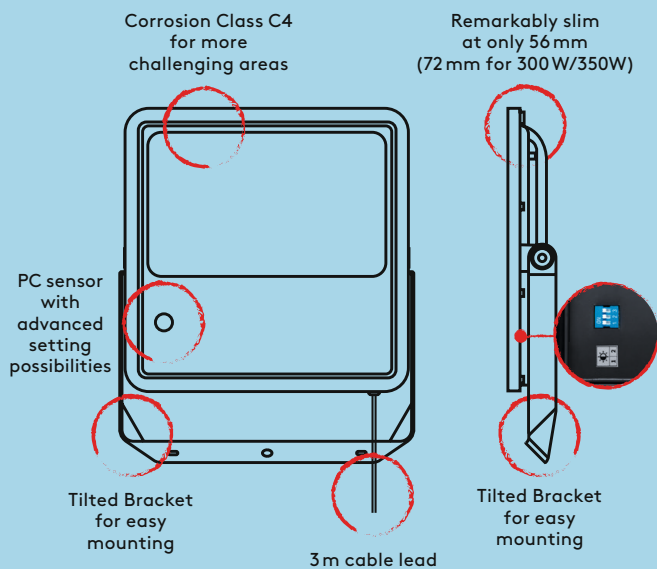
- Body: Aluminium die-cast with 0,1% copper, RAL7016 (anthracite grey)
- Bracket: Carbon steel, RAL7016 (anthracite grey)
- Cover: Tempered glass
- Lens: PC



	L	W	H
LEO FLEX IP66 80W	330	56	359
LEO FLEX IP66 120W	330	56	419
LEO FLEX IP66 190W	380	56	469
LEO FLEX IP66 300W/350W	523	72	634



Facilitating life



Installation/Mounting

- Suitable for wall or ceiling mounting
- Quick and easy installation thanks to universal mounting bracket (0-300°)
- Pre-wired with 3m mains cable

Light source information

- Flex Steps @ 4000K:

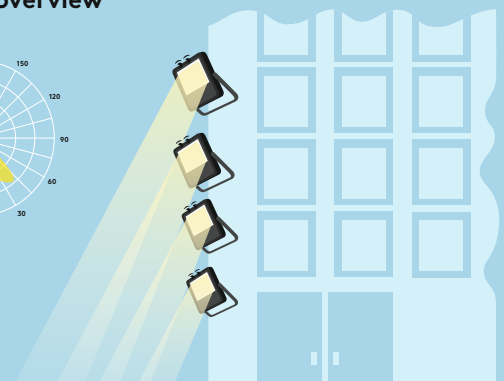
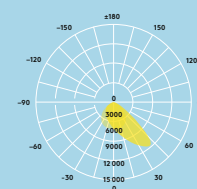
80 W	120 W	190 W	300 W	350 W
7500lm	10000lm	15000lm	30000lm	35000lm
9000lm	12500lm	20000lm	35000lm	40000lm
10000lm	15000lm	25000lm	40000lm	47000lm

- Efficiency up to 146lm/W
- Colour temperature 4000K and 5000K
- 50000 hours rated life (@L80, Ta 25°C)
- CRI ≥ 80
- MacAdam (initial): 5

Ordering guide

Description	SAP Code
4000K	
LEO FLEX IP66 80W 840 PC W3M	96651538
LEO FLEX IP66 120W 840 PC W3M	96651539
LEO FLEX IP66 190W 840 PC W3M	96651540
LEO FLEX IP66 300W 840 PC W3M	96651542
LEO FLEX IP66 350W 840 PC W3M	96651543
5000K	
LEO FLEX IP66 80W 850 PC W3M	96651533
LEO FLEX IP66 120W 850 PC W3M	96651534
LEO FLEX IP66 190W 850 PC W3M	96651535
LEO FLEX IP66 300W 850 PC W3M	96651536
LEO FLEX IP66 350W 850 PC W3M	96651537

Portfolio overview



Integral photocell (Default)

No matter if Leo is used outside or even inside for different applications (e.g. industrial areas) its integral photocell can be easily set via dip switches on the back of the product. It enables four settings to suit your application at the time of installation.

Setting 1: 10 Lux on/30 Lux off

Setting 2: 25 Lux on/75 Lux off

Setting 3: 200 Lux on/300 Lux off

Setting 4: Disable

